



NAPA Net

Plan Advisor Portal

Powered by the National Association of Plan Advisors

Hi, Gary

[My Account](#) · [Sign Out](#)

Google™ Custom Search

GO

[News](#) [Topics](#) [Research](#) [Forums](#) [Education](#) [Directories](#) [Membership](#) [Account](#) [About](#) [Welcome](#)

GET
HIGHLY RATED FUNDS
FOR YOUR CLIENTS.

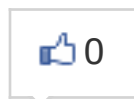


MFS FUND DISTRIBUTORS, INC.

SEE OUR
DCI RESULTS

23227.2

Bad Math



Email This Post



NAPA Net Staff • 12/13/12 • [Add Comment](#)

Proposals to scale back or eliminate retirement savings incentives in 401(k) plans not only endanger the ability of low- and moderate-income workers to enjoy secure retirements but are based on faulty math, *Forbes* columnist Jeffrey Brown [points out](#) in a Dec. 12 column.

Here's why: When evaluating the cost of the tax deferrals associated with defined contribution plans such as 401(k) and Keogh plans, the

congressional Joint Committee on Taxation (JCT) and the Treasury Department's Office of Tax Analysis (OTA) both use current cash-flow analysis. Since workers withdraw money from these plans when they retire, the taxes paid show up outside the 10-year timeframe used in cash-flow analysis, and therefore are "scored" as lost revenue, rather than deferred revenue. These tax deferrals differ from tax credits or deductions, such as those for medical expenses or mortgage interest, since the taxes deferred ultimately are paid.

This faulty analysis dramatically exaggerates the real cost of the tax incentives for retirement plans. In fact, using present-value analysis – which economists typically use for long-term analysis – economist Judy Xanthopoulos and tax attorney Mary M. Schmitt calculated in a 2011 report published by ASPPA that present-value estimates of the five-year cost of the retirement savings tax expenditure (utilizing 2009 data) were 55% lower than those of the JCT and 75% lower than those of the OTA. Brown cites that 2011 report in his *Forbes* column.

Xanthopoulos and Schmitt updated their 2011 report in April 2012. (You'll find the newer version [here](#).) Using data from 2011, they found that the present-value estimates of the five-year cost of the retirement savings tax expenditure are 54% lower than both those of the JCT and the OTA.










The bottom line: Proposed cuts in the tax incentive for retirement saving would not save nearly as much as advertised — even as they jeopardize the future of 401(k)s and other retirement plans.

This is precisely the point ASPPA has been making since the proposed cuts came to light. For example:

- [testimony by Judy A. Miller](#), ASPPA's Director of Retirement Policy, at a hearing held by the House Ways and Means Committee on tax reform in April 2012; and
- background on the "[bad math](#)" problem, which includes a helpful "infographic" illustrating the issues at stake.

« Previous

Permalink: <http://www.napa-net.org/news/managing-a-practice/industry-trends-and-research/bad-math/>

	 0		 0		 0		 Email This Post
Tweet	Like	Share	+1	Submit	Share	Comment	 Print

Related Posts

- [‘Save My 401k’ Campaign Aims to Protect 401\(k\)s from Tax Reform](#)
- [Moderate Income Workers Depend on Their 401\(k\)s](#)
- [Senate Resolution Supports Retirement Tax Incentives](#)
- [Compensation, Retirement and Benefits Trend Data to Support Your Decisions](#)
- [Employers Step up to Defend Retirement Plan Incentives](#)

Posted in [Industry Trends and Research](#), [Legislation](#).

Tagged with [asppa](#), [cash flow analysis](#), [committee on taxation](#), [deferred revenue](#), [forbes columnist](#), [jct](#), [jeffrey brown](#), [joint committee on taxation](#), [mortgage interest](#), [present value analysis](#), [retirement plan](#), [retirement plans](#), [retirement policy](#), [retirement saving](#), [retirement savings](#), [tax expenditure](#), [tax incentives](#), [tax preferences](#), [treasury department](#), [value estimates](#).

Post a Comment

Logged in as [Gary Davis](#). [Log out?](#)

Comment

You may use these [HTML](#) tags and attributes: `` `<abbr title="">` `<acronym title="">` `` `<blockquote cite="">` `<cite>` `<code>` `<del datetime="">` `` `<i>` `<q cite="">` `<strike>` ``

[Post Comment](#)

BROWSE TOPICS

- ▼ Managing a Practice
 - Industry Trends and Research
 - Practice Management
 - Professional Development
 - Regulatory Compliance
 - Service Providers
- ▶ Plan Optimization
- ▶ Sales & Marketing
- ▶ Technical Competence

[SEE ALL TOPICS](#)



OppenheimerFunds®
The Right Way to Invest

Global is not a percentage.
IT'S A PERSPECTIVE.

Oppenheimer International Diversified Fund

★ ★ ★ ★ ★ Morningstar Rating™
(Among 726 Foreign Large Blend Funds)

Overall ratings of Class Y shares for each fund for the 3-, 5- and 10-year periods (if applicable) ended 3/31/12, based on risk-adjusted performance.

GLOBALIZENOW 

©2012 OppenheimerFunds Distributor, Inc.

RECENT HEADLINES

- WHAT IS 'BEFI' AND WHY SHOULD YOU CARE?
- NON-FIDUCIARY ADVISOR STILL LIABLE UNDER PROHIBITED TRANSACTION RULES

- ▣ BAD MATH
- ▣ FEE DISCLOSURE: WARNING IS NOT THE SAME AS PROTECTING
- ▣ 10 MINUTE MANAGER? TRY THE 10 MINUTE ENROLLMENT MEETING
- ▣ SOCIAL SECURITY CHANGES FOR 2013 — AND FAQs ON 403(B) AND 457 PLANS
- ▣ MUTUAL FUNDS TRUMP CITS
- ▣ TAXING 401(K)S WILL LEAD TO FEWER PLANS, LESS RETIREMENT SECURITY, SURVEY FINDS
- ▣ CASE OF THE WEEK: PLAN PERMANENCY
- ▣ 7 RETIREMENT PLANNING MYTHS DEBUNKED

[VIEW ARCHIVES](#)

RESEARCH DOWNLOADS

- Globalization: A New Era for DC Plans
- Retaining Retirement Plan Rollovers
- The Fiduciary Considerations of Selecting the Right Target-Date Fund for Your Plan
- Social Media's Growing Influence Among High Net Worth Investors
- Z – RCLP TO SAVE DON't EDIT The Savings Crisis of Working Americans: The Retirement Industry Call to Action

[SEE ALL DOWNLOADS](#)

What's the largest loss that a participant with 10 years to retirement can withstand, over any

12-month period, and still meet the retirement income goal?

more than 30%

20%-30%

10%-20%

less than 10%

Other:

Vote

View Results [Polldaddy.com](https://www.Polldaddy.com)



NAPA Net

Powered by the National Association of Plan Advisors



Backed by
ASPPA[®]

WORKING FOR AMERICA'S RETIREMENT

The National Association of Plan Advisors is a non-profit professional society. The materials contained herein are intended for instruction only and are not a substitute for professional advice.

© 2012. All rights reserved.

The National Association of Plan Advisors
4245 N. Fairfax Drive, Suite 750 | Arlington, VA 22203
P. 703.516.9300 | F. 703.516.9308

Information

[About NAPA Net](#) ▪ [Site Map](#) ▪ [Contact Us](#) ▪ [Advertise](#) ▪ [Privacy Policy](#) ▪ [Copyright](#)